

SCHEMI DI POSA

LAYING PATTERNS
SCHEMAS DE POSE
VERLEGUNGSPLAN
ESQUEMAS DE COLOCACIÓN
СХЕМЫ УКЛАДКИ

Qualora si vogliono realizzare schemi di posa modulari, prevedere una fuga di 3 mm e richiedere disponibilità di tonalità abbinata al momento dell'ordine.


For modular laying, you have to consider a 3 mm joint. In order to avoid laying misunderstandings, when placing the order, please ask for matching shade availability.

Si vous désirez réaliser une pose modulaire, prévoir un joint de 3 mm et demander la disponibilité de nuance compatible au moment de la commande.


Bei Modulverlegungen soll eine 3 mm Fuge verwendet werden und vor der Bestellung soll man nach Verfügbarkeit der passenden tonalität fragen.

Si se desean realizar esquemas de colocación modulares, realizar una junta de colocación de 3 mm y solicitar la disponibilidad de tonos a juego al realizar el pedido.


При выполнении схем модульной укладки, предусмотреть открытый шов шириной 3 мм и запросить наличие сочетающихся тоналностей на момент заказа.




1
30x60 - 100%
20x40,4 - 100%
20x60,4 - 100%



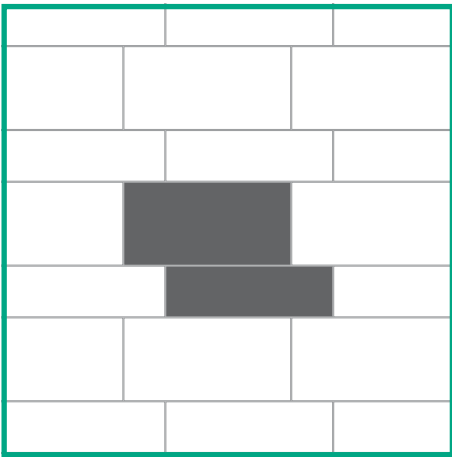
2
20x121 - 100%
20,2x80,2 - 100%
30x121 - 100%




3
20x121 - 100%
20,2x80,2 - 100%
30x121 - 100%



4
30x60 - 100%
20x40,4 - 100%
20x60,4 - 100%

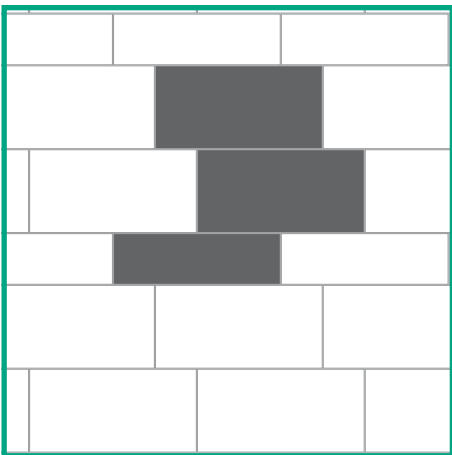


5
30x60 - 60%
20x60 - 40%




9
30x60 - 66,6%
30x30 - 33,30%


20x40,4 - 66,6%
20x20 - 33,30%




6
30x60 - 75%
20x60 - 25%



10
60x60 - 80%
30x30 - 20%

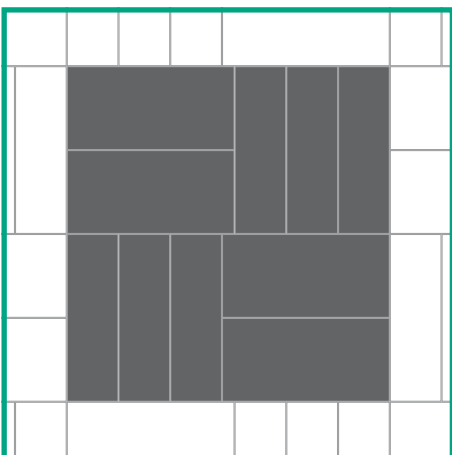


7
30x60 - 60%
20x60 - 40%




11
30x60 - 50%
30x30 - 50%


20x40,4 - 50%
20x20 - 50%



8
30x60 - 50%
20x60 - 50%

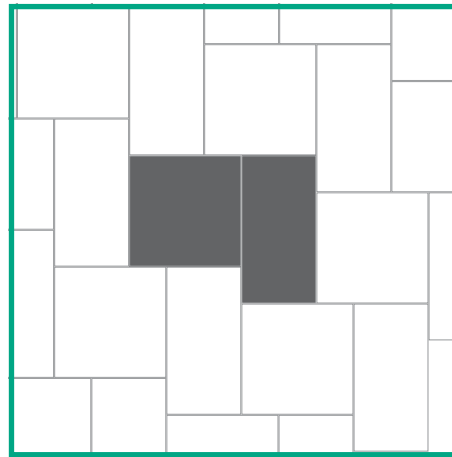


12
60x60 - 66,66%
30x60 - 33,33%




13
 30x60 - 50%
 30x30 - 50%

20x40,4 - 50%
 20x20 - 50%

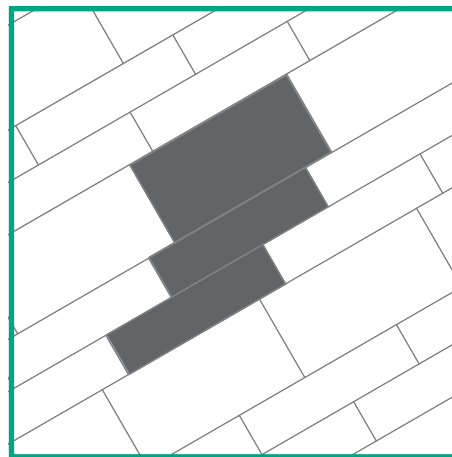


17
 45x45 - 52,94%
 30x60 - 47,06%




14
 60x60 - 44,44%
 30x30 - 55,55%

30x30 - 44,44%
 15x15 - 55,55%

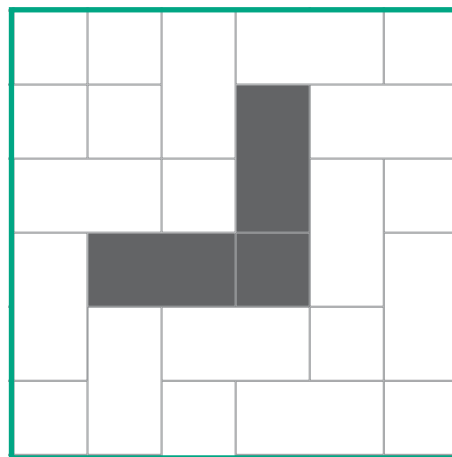


18
 30x60 - 50%
 15x60 - 50%




15
 30x30 - 50%
 15x15 - 50%

60x60 - 50%
 30x30 - 50%



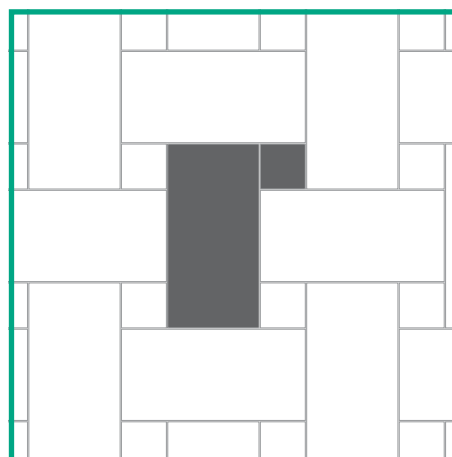
19
 30x60 - 80%
 30x30 - 20%

20x40,4 - 80%
 20x20 - 20%




16
 45x45 - 69,24%
 30x30 - 30,76%


60x60 - 64,30%
 45x45 - 35,70%



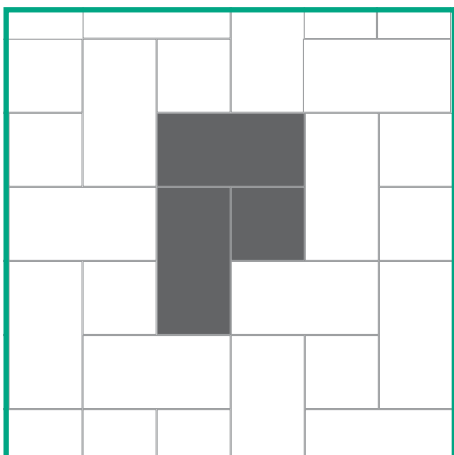
20
 30x60 - 89%
 15x15 - 11%



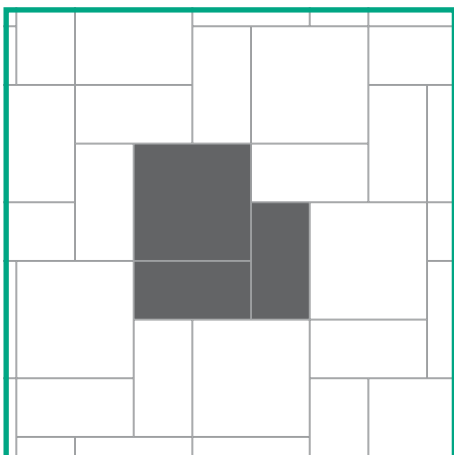
21
30x30 - 66,66%
15x15 - 33,33%
60x60 - 66,66%
30x30 - 33,33%



22
30x121 - 60%
20x121 - 40%



23
30x60 - 80%
30x30 - 20%
20x40,4 - 80%
20x20 - 20%



24
30x60 - 50%
60x60 - 50%

LAYING PATTERNS
SCHEMAS DE POSE
VERLEGUNGSPLAN
ESQUEMAS DE COLOCACIÓN
СХЕМЫ УКЛАДКИ

SCHEMI DI POSA

Qualora si vogliono realizzare schemi di posa modulari, prevedere una fuga di 3 mm e richiedere disponibilità di tonalità abbinata al momento dell'ordine.

For modular laying, you have to consider a 3 mm joint. In order to avoid laying misunderstandings, when placing the order, please ask for matching shade availability.

Si vous désirez réaliser une pose modulaire, prévoir un joint de 3 mm et demander la disponibilité de nuance compatible au moment de la commande.

Bei Modulverlegungen soll eine 3 mm Fuge verwendet werden und vor der Bestellung soll man nach Verfügbarkeit der passenden tonalität fragen.

Si se desean realizar esquemas de colocación modulares, realizar una junta de colocación de 3 mm y solicitar la disponibilidad de tonos a juego al realizar el pedido.

При выполнении схем модульной укладки, предусмотреть открытый шов шириной 3 мм и запросить наличие сочетающихся тоналностей на момент заказа.

SCHEMI DI POSA

LAYING PATTERNS
SCHEMAS DE POSE
VERLEGUNGSPLAN
ESQUEMAS DE COLOCACIÓN
СХЕМЫ УКЛАДКИ

Qualora si vogliono realizzare schemi di posa modulari, prevedere una fuga di 3 mm e richiedere disponibilità di tonalità abbinata al momento dell'ordine.

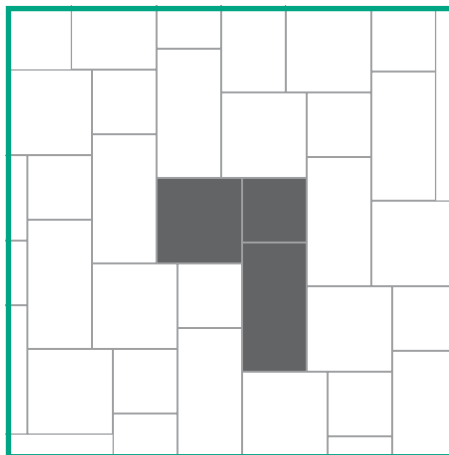
For modular laying, you have to consider a 3 mm joint. In order to avoid laying misunderstandings, when placing the order, please ask for matching shade availability.

Si vous désirez réaliser une pose modulaire, prévoir un joint de 3 mm et demander la disponibilité de nuance compatible au moment de la commande.


Bei Modulverlegungen soll eine 3 mm Fuge verwendet werden und vor der Bestellung soll man nach Verfügbarkeit der passenden tonalität fragen.

Si se desean realizar esquemas de colocación modulares, realizar una junta de colocación de 3 mm y solicitar la disponibilidad de tonos a juego al realizar el pedido.


При выполнении схем модульной укладки, предусмотреть открытый шов шириной 3 мм и запросить наличие сочетающихся тональностей на момент заказа.



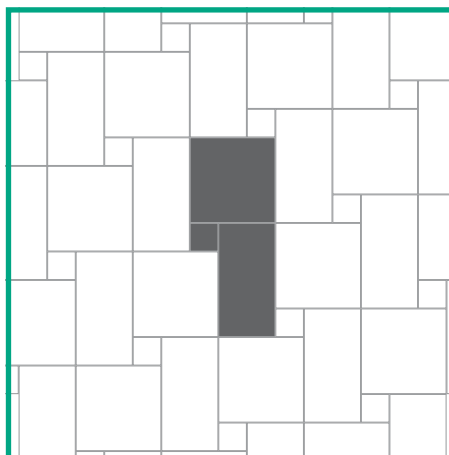
25
30x30 - 19%
30x60 - 38,10%
45x45 - 42,90%



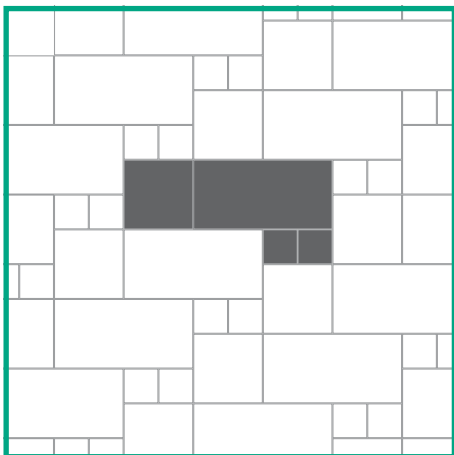
26
60x60 - 50%
30x60 - 25%
30x30 - 25%



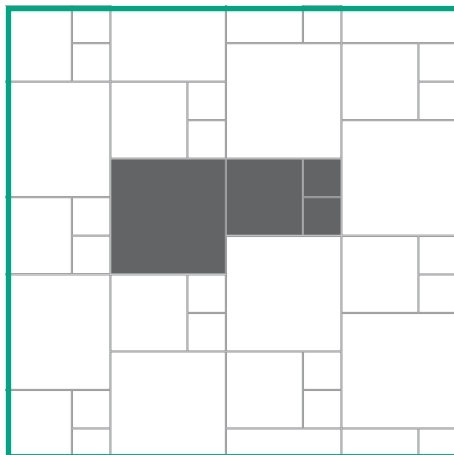
27
60x60 - 57,14%
30x60 - 28,57%
30x30 - 14,28%



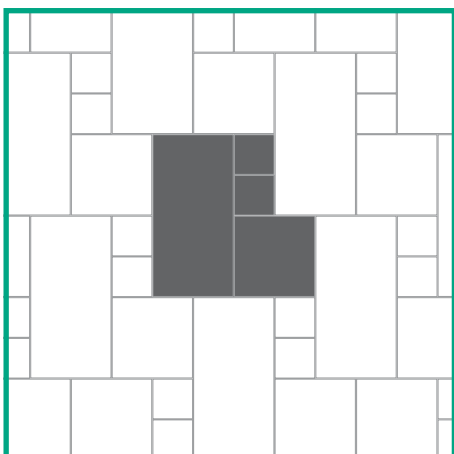
28
45x45 - 50%
30x60 - 44,50%
15x15 - 5,50%



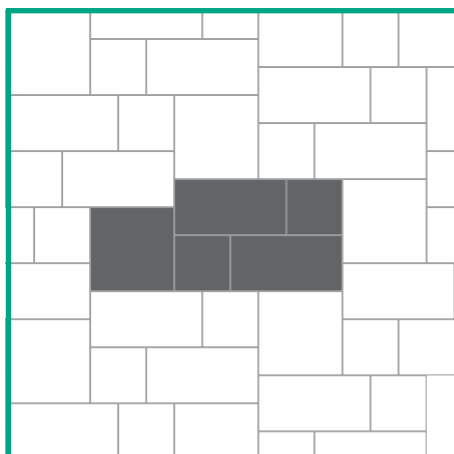
29
30x60 - 57,10%
30x30 - 28,60%
15x15 - 14,30%



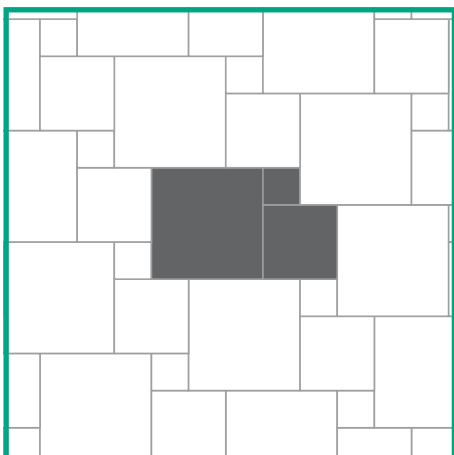
33
45x45 - 60%
30x30 - 26,70%
15x15 - 13,30%



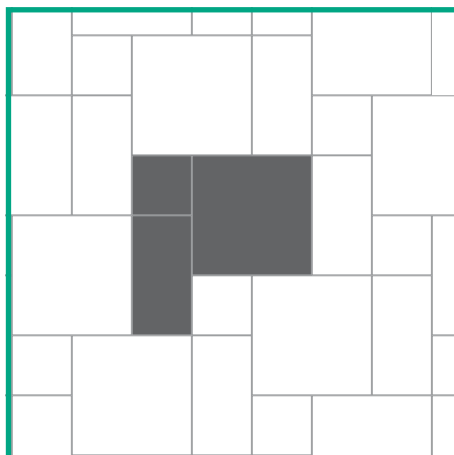
30
30x60,4 - 57,10%
30x30 - 28,60%
15x15 - 14,30%



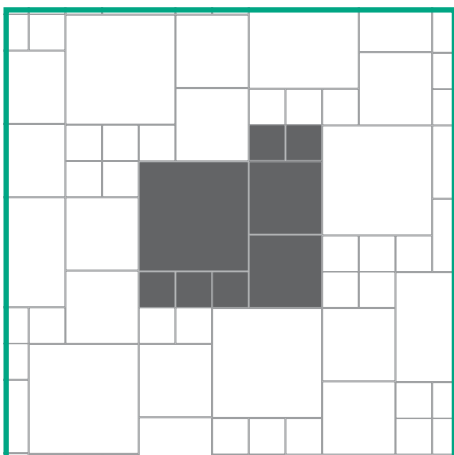
34
45x45 - 27,20%
30x60 - 48,70%
30x30 - 24,10%



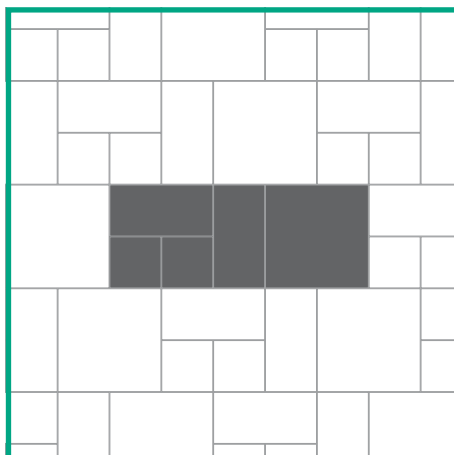
31
45x45 - 64,29%
30x30 - 28,57%
15x15 - 7,14%




35
60x60 - 57,14%
30x60 - 28,57%
30x30 - 14,28%



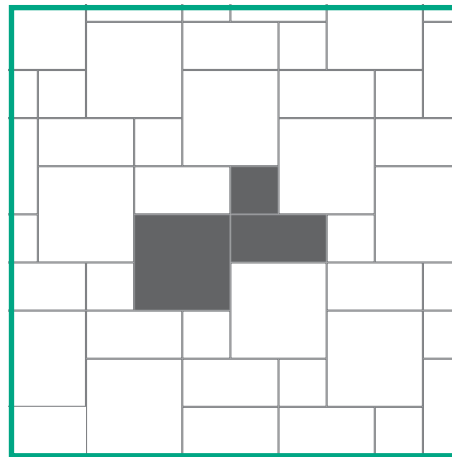
32
45x45 - 40,90%
30x30 - 36,4%
15x15 - 22,7%




36
60x60 - 40%
30x60 - 40%
30x30 - 20%



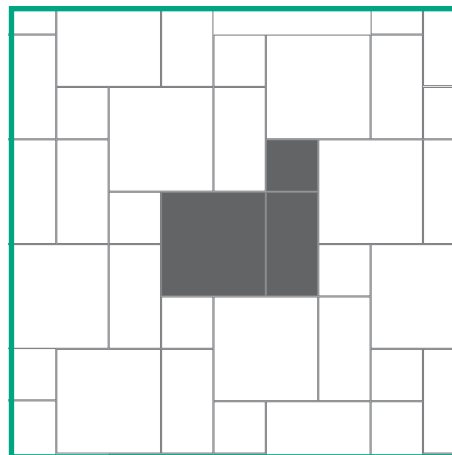
37
30x60,4 - 40,20%
30x30 - 39,90%
15x15 - 19,90%




41
60x60 - 57,10%
30x60 - 28,60%
30x30 - 14,30%




38
30x60,4 - 66,54%
30x30 - 16,54%
15x15 - 16,92%




42
60x60 - 57,10%
30x60 - 28,60%
30x30 - 14,30%




39
60x60 - 64%
30x60 - 32%
30x30 - 4%




43
60x60 - 66,66%
30x60 - 16,60%
30x30 - 16,60%



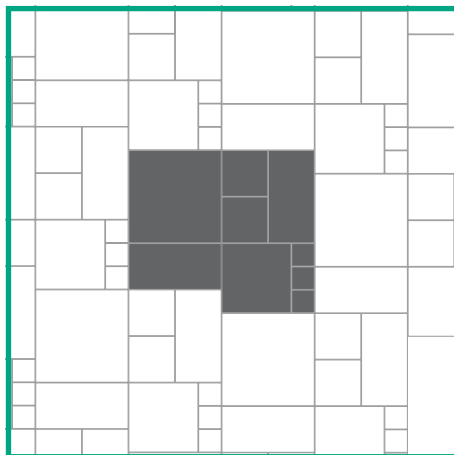
40
30x60,4 - 40,20%
30x30 - 39,90%
15x15 - 19,90%



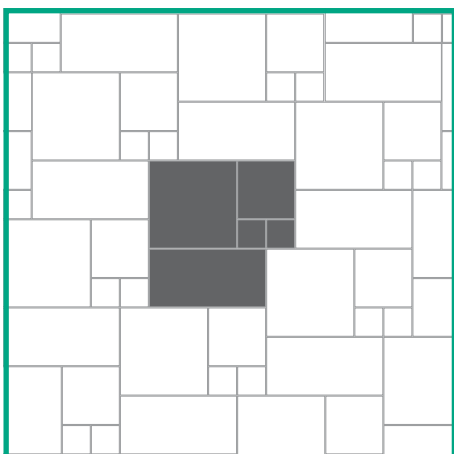
44
60x60 - 44,44%
30x60 - 44,44%
30x30 - 11,11%



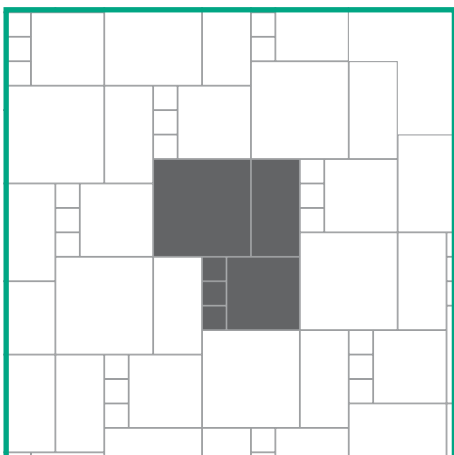
45
60x60 - 44,40%
45x45 - 25%
30x60 - 22,20%
15x15 - 8,30%



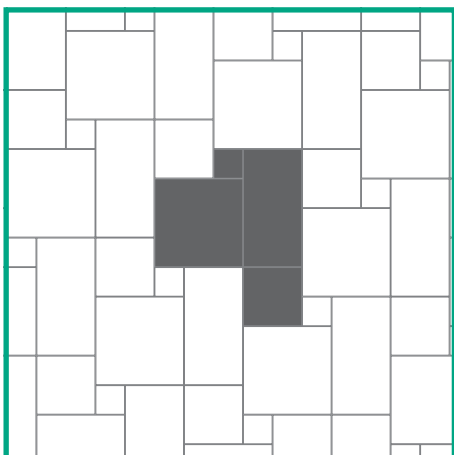
49
60x60 - 30,80%
45x45 - 17,30%
30x60 - 30,80%
30x30 - 15,40%
15x15 - 5,80%



46
45x45 - 39,10%
30x60,4 - 34,80%
30x30 - 17,40%
15x15 - 8,70%



47
60x60 - 44,40%
45x45 - 25%
30x60 - 22,20%
15x15 - 8,30%



48
45x45 - 40,90%
30x60 - 36,40%
30x30 - 18,20%
15x15 - 4,50%